



HOP HING GROUP HOLDINGS LIMITED

(HKEx Stock Code: 47)

2016 Q3 Operational Updates and Interim Results Corporate Presentation

October 2016



Disclaimer



This presentation and the accompanying slides (the “Presentation”) which have been prepared by Hop Hing Group Holdings Limited (“Hop Hing” or the “Company”) do not constitute any offer or invitation to purchase or subscribe for any securities, and shall not form the basis for or be relied on in connection with any contract or binding commitment whatsoever. They are only being furnished to you and may not be photocopied, reproduced or distributed to any other persons at any time without the prior written consent of the Company. This Presentation has been prepared by the Company based on information and data which the Company considers reliable, but the Company makes no representation or warranty, express or implied, whatsoever, and no reliance shall be placed on, the truth, accuracy, completeness, fairness and reasonableness of the contents of this Presentation. This Presentation may not be all inclusive and may not contain all of the information that you may consider material. Any liability in respect of the contents of or any omission from this Presentation is expressly excluded.

Certain matters discussed in this presentation may contain statements regarding the Company's market opportunity and business prospects that are individually and collectively forward-looking statements. Such forward-looking statements are not guarantees of future performance and are subject to known and unknown risks, uncertainties and assumptions that are difficult to predict. The Company's actual results, levels of activity, performance or achievements could differ materially and adversely from results expressed in or implied by this Presentation. The Company assumes no obligation to update any forward-looking information contained in this presentation. Any forward-looking statements and projections made by third parties included in this Presentation are not adopted by the Company and the Company is not responsible for such third-party statements and projections.



Q3 BUSINESS UPDATE



2016 Q3 Operational Update

For the three months ended 30 September 2016



Improving sales and same-store-sales amidst the difficult operating environment

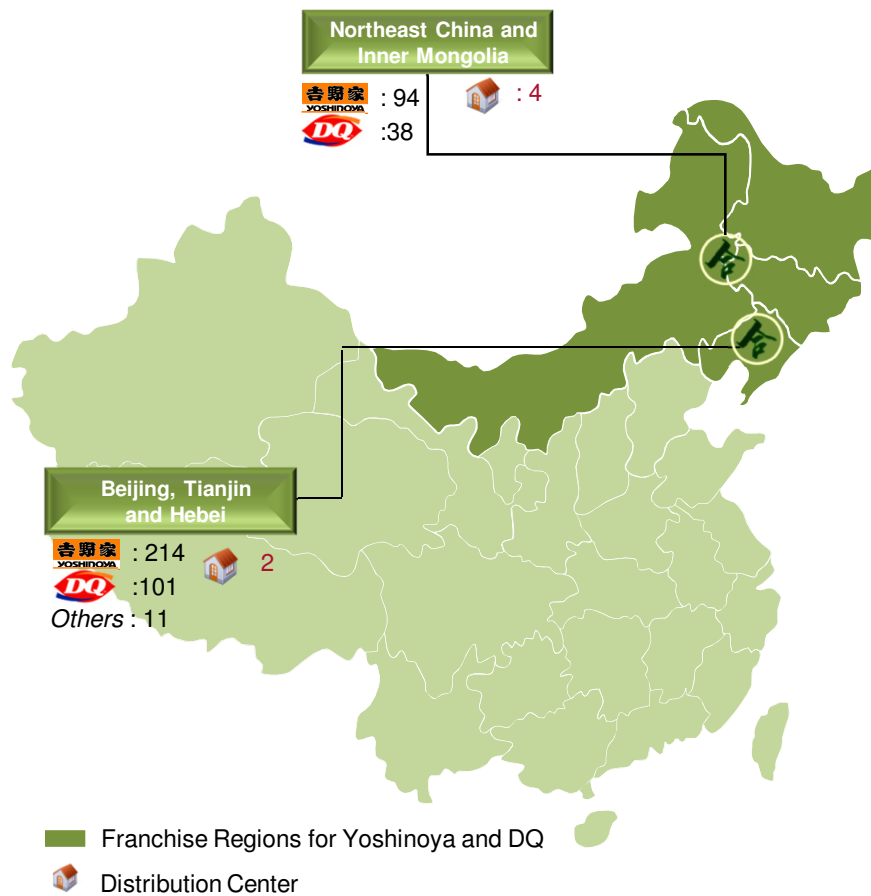


Continued Efforts on Optimising Our Store Network



Total: 458 Stores

As of 30 Sep 2016



Continued to Improve Quality of Our Store Network

	吉野家 YOSHINOYA		DQ		Others		Total	
	As of 30 Sep 2016	As of 30 Jun 2016	As of 30 Sep 2016	As of 30 Jun 2016	As of 30 Sep 2016	As of 30 Jun 2016	As of 30 Sep 2016	As of 30 Jun 2016
Beijing, Tianjin and Hebei	214	214	101	100	11	11	326	325
North-east China and Inner Mongolia	94	94	38	36	NA	NA	132	130
Total	308	308	139	136	11	11	458	455



2016 INTERIM FINANCIAL REVIEW



HOP HING GROUP HOLDINGS LIMITED
(HKEx Stock code: 47)

2016 Interim Financial Highlights

For the six months ended 30 June 2016



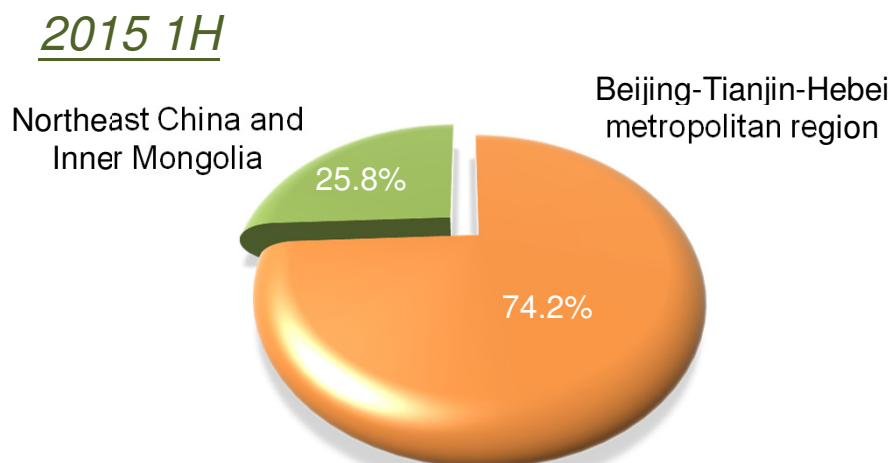
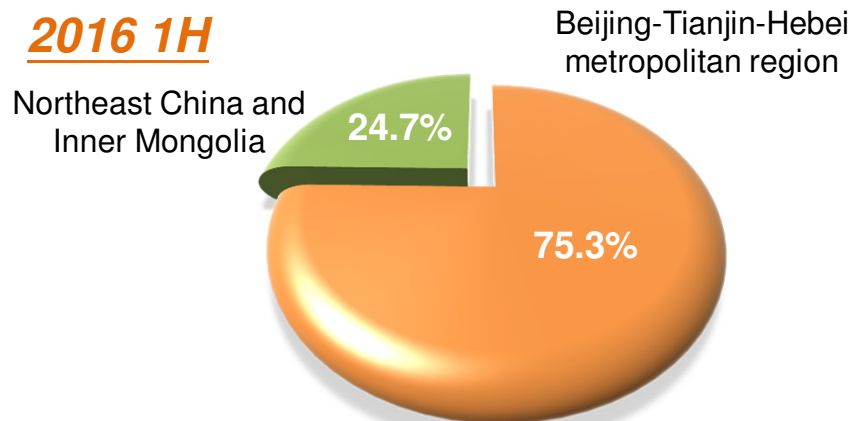
(HK\$ million)	For the 6 months ended 30 June		
	2016	2015	YoY Change
Turnover	1,017.4	1,014.8	+0.3%
Gross Profit	641.3	632.6	+1.4%
EBITDA	106.3	89.3	+19.1%
Operating Profit²	53.2	31.6	+68.4%
Profit for the Period	39.6	25.7	+54.1%
Basic EPS (HK cents)	0.40	0.26	+53.8%
Key Financial Ratio			
GP Margin (%)	63.0%	62.3%	+0.7% pt
EBITDA Margin (%)	10.5%	8.8%	+1.7% pts
OP Margin (%)²	5.2%	3.1%	+2.1% pts
NP Margin (%)	3.9%	2.5%	+1.4% pts
Expenses			
Selling and distribution expenses¹	(444.5)	(446.7)	-0.5%
<i>Selling and distribution expenses(%)¹</i>	43.7%	44.0%	-0.3% pt
General and administrative costs¹	(92.6)	(100.7)	-8.0%
<i>General and administrative costs(%)¹</i>	9.1%	9.9%	-0.8% pt
Depreciation	(51.0)	(53.6)	-4.8%
<i>Depreciation(%)</i>	5.0%	5.3%	-0.3% pt

IMPROVED

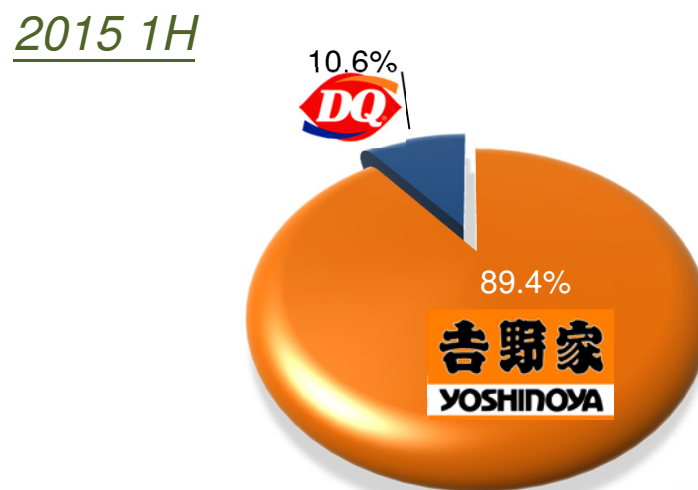
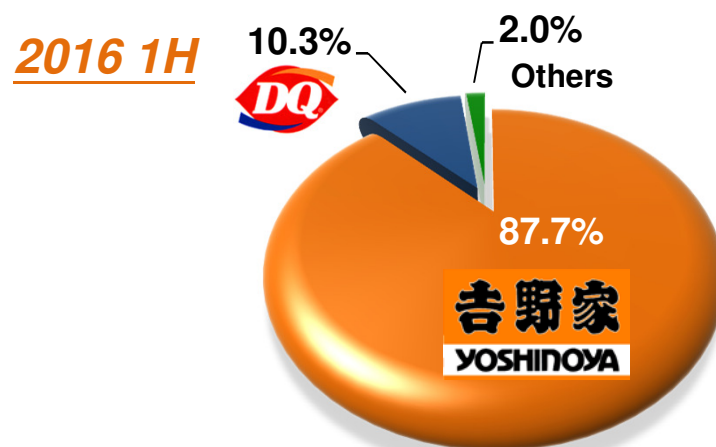
Segmental Breakdown



Revenue by Region



Revenue by Major Brand



Stable Cost & Expense Structure



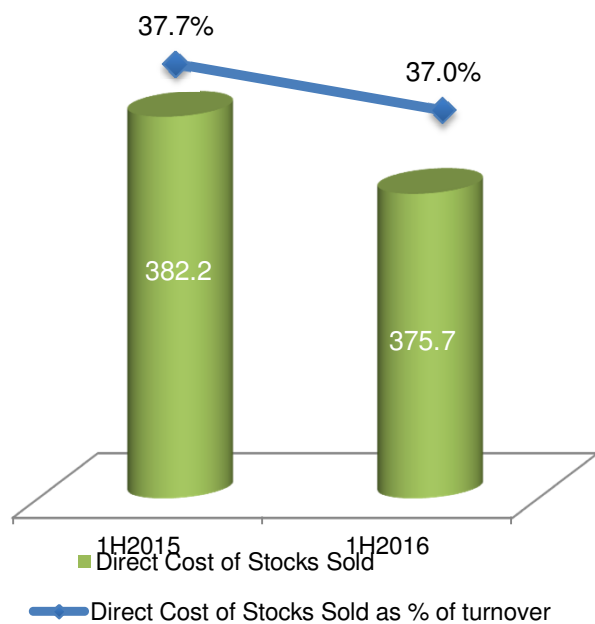
■ *Stringent cost controls, bulk procurement, product mix optimisation and a drop in raw material costs boosted GP margin*

■ *Employee-initiated scheme increased cost of staff with bonus sharing to retain talents – however, the increased labour costs were partially offset by the cost saving in other operating expenses*

■ *Slightly decreased rental expenses due to opening smaller stores and closing underperforming stores*

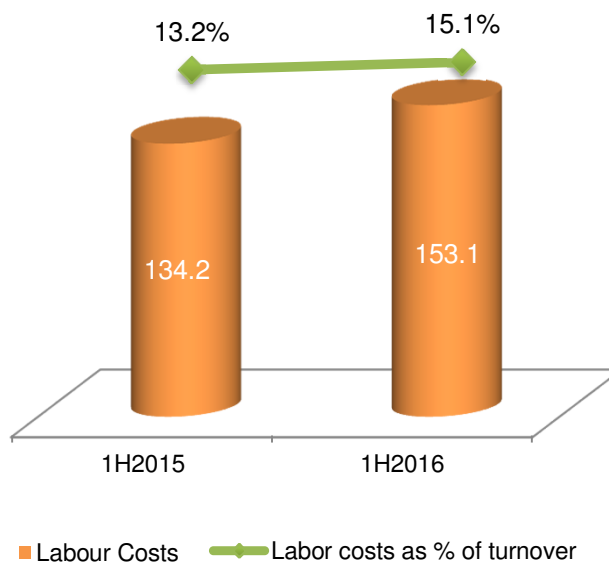
Direct Cost of Stocks Sold

(HK\$ million)



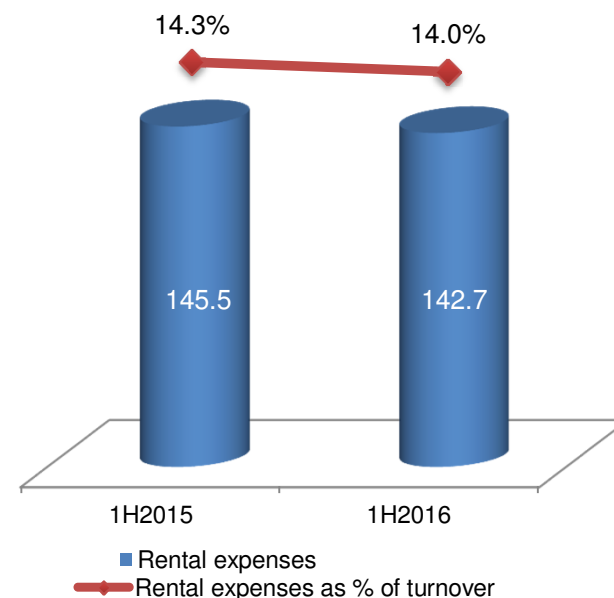
Labour Costs

(HK\$ million)



Rental Expenses

(HK\$ million)



Sound Working Capital Management



<i>(Days)</i>	As of 30 Jun 2016	As of 31 Dec 2015
Receivable Turnover Days	0.9	1.2
Inventory Turnover Days	62.2	59.6
Payable Turnover Days	57.0	57.4
Cash Conversion Cycle	6.1	3.4

Active Cash Management Results in Healthy Cash Conversion Cycle

Strong Cash-flow & Healthy Balance Sheet



Cash Flow Generation

As of 30 June

(HK\$ million)	2016	2015
Net cash inflows from operation	150.3	72.5
Purchase of property, plant and equipment items	(44.8)	(40.2)
Interest payments and net movement of bank loans	9.5	(0.4)
Shares purchased under share award scheme	(15.3)	-
Dividends paid	(25.2)	(25.2)
Others	(1.6)	-
Net increase in cash	72.9	6.7

Gearing Summary

(HK\$ million)	As of 30 Jun 2016	As of 31 Dec 2015
Cash	428.4	355.5
Total Debt	(10.0)	-
Net Cash	418.4	355.5

Maintained a strong and healthy cash inflow from operations



FUTURE PROSPECTS



HOP HING GROUP HOLDINGS LIMITED
(HKEx Stock code: 47)

Management Outlook

– Solidify Leading Position by Precisely Execute Core Growth Strategies
Amidst A Challenging Environment



Operators with a solid foundation, high operational efficiency & experienced management team are in a better position to capture market opportunities in a difficult business environment

Short to medium term

Short to Medium Term: Market Consolidation

- Sluggish Chinese economy with the official average annual GDP growth target for 2016-2020 revised down to 6.5% weakens customer sentiment
- Fierce competition in the QSR sector further intensified by growing use of the internet technology
- Difficult operating environment due to the increasing costs
- Adverse weather will continue to plague regions in which the Group operates

Medium to long term

Medium to Long Term: Cautiously Optimistic Outlook

- Slowdown in Chinese economy growth and rapidly changing operating environment in China placed pressure on QSR players' revenue
- The degree of urbanisation in China in 2030 will be raised to 70% from today's 56%. The improvement of the living standard and rising disposable income of Chinese people will lay a solid foundation for further growth
- The Group will benefit from the government's plan to realign functions and priorities of the areas and cities surrounding the capital and the Northern China region
- Continue to build and enhance our foundation to solidify our leading position to capture business opportunities and further penetrate the market after the current industry trough

Our Growth Strategies





1 Enhance O2O Strategies & Delivery Capability

Enhanced O2O Strategies

- Launch creative social media campaigns to gather fans and gain a good understanding of the changing needs and preferences of consumers
- Strengthen the partnerships with more popular **online catering platforms** to increase brand exposure and enhance customer outreach
- Extended use of **smart payment** to provide additional convenience to customers
- **Yoshinoya's Wechat Mall** will commence operation in 2H 2016, providing an additional point of sales



Strengthened Delivery Capability

- Comprehensive online platforms boost sales from delivery business
- Systematic backend system ensures efficient orders taking and processing
- Own delivery team assures stable delivery services and products quality all-year round
- Build kiosks & takeaway stores to complement O2O strategies



2

Utilise Information System to Develop Comprehensive and Innovative Product Portfolio



Enhanced Information System to Ensure Efficient and Effective Actions Responding to Customers' Ever-changing Needs

Better Customer Segmentation with Enhanced Information System

- ◆ Upgraded information system to track and analyse the market and consumption data collected from the internet platforms (including social media platforms, the Group's Web Online Platform and mobile WAP ordering system) with **customer segmentation** in a more accurate manner
- ◆ Customer service center to collect customers' feedbacks
- ◆ Tailor the best promotional campaign and introduce suitable products based on the collected data to cater to the ever-changing customer preference and needs
- ◆ Implementation of a **business intelligence system** to derive better procurement strategy and achieve better inventory control

The latest promotional campaign of Yoshinoya's cartoon icon 'Jimengmeng' (吉萌萌), targeting the younger generation, was proved to be a success



Extending Menu Portfolio & Enhancing Product Mix

- Stimulate customers' taste buds by introducing new products from time to time
- A strategic and comprehensive product portfolio, including dinner combo sets and value meals, etc., to cater to different customers' needs





3 Open Stores at Opportune Locations & Time

- Continue to open **Concept Stores**, **Regular Stores** and **Take-away Stores** particularly in the capital city – Beijing to target customers with different needs and expectations
- Carefully examine the market situation in Tianjin, Hebei and Northeast China and identify suitable locations with business potential to extend the Group’s market penetration
- Renovate older stores to provide our customers with a cozy environment

Unique Store Opening Strategy to Cater to Customer’s Diversified Needs



Concept Store

- Provide affordably luxurious dining experience with quality food served
- Enhanced menu with more diversified selections
- More spacious seats with higher customer-accommodating capacity
- Store size:
 - Yoshinoya: 200-250 m²
 - Dairy Queen: 50-100 m²



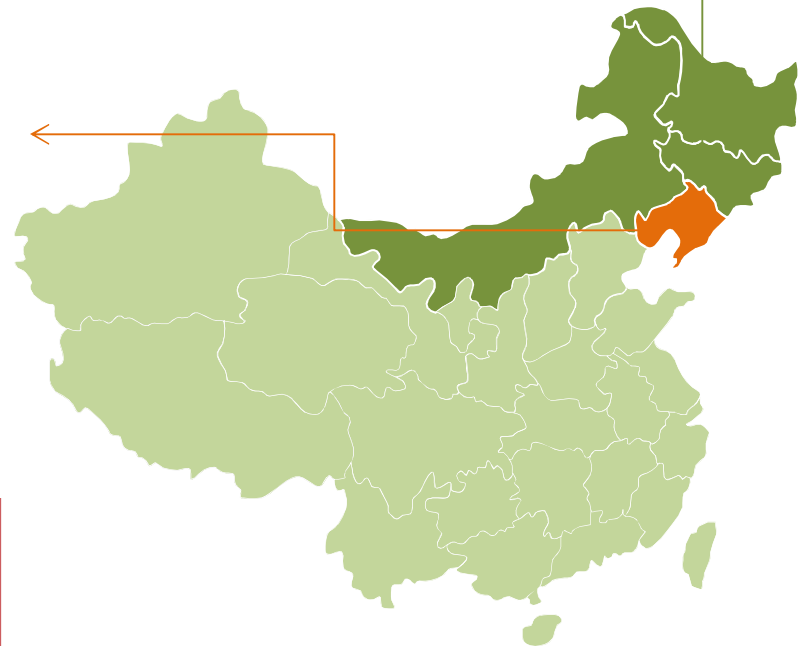
Regular Store

- Build smaller size regular stores at strategic locations to achieve better ROIs
- Adjust DQ regular store opening strategy to focus mainly on mega shopping malls with floor area of 100,000+ m²
- Store size:
 - Yoshinoya: 100-150 m²
 - Dairy Queen: kiosks - 30 m²



Takeaway Store

- Mainly for customer takeaway service with only limited / without seats available
- Smallest store size with the least investment cost





4

Continue to Improve Operating Efficiency with Careful Cost Control Measures



- The employee-initiated scheme, namely '**Virtual Partnership Scheme**', has started to bear fruit – keeping down utility costs and improving store operating efficiency
- **Delegation of power to staff** of all ranks helps flatten the hierarchy and leads to shortened communication procedures, quicker decision-making processes, more effective plan execution and boosted productivity



- **Revamp the existing stores** to fully utilise the floor area
- **Building stores of smaller size** to reduce the investment costs with enhanced returns
- **Solidify relationship with landlords** and negotiate a better rental rate

Boost Overall Operating Efficiency with Different Means



5 Elevate Customer Satisfaction Level



Striving for Excellence

- Constantly invest innovative cooking methods to improve the texture and taste of food
- Remains committed to cooking and serving our customers right at the spot where they place their orders to keep the freshness of the products



Boosting Efficiency

- All of the stores have implemented *separation of 'cashier' and 'pick up' counters* which helps receiving more customers' orders
- Boost customer-serving capacity and streamline workflow by redesigning floor plans of the kitchens



Commitment to Quality

- Hop Hing's food safety and occupational health and safety management systems have earned *ISO22000* and *OHSAS18001* certifications
- Control the quality of raw materials from sources and establish long-term cooperative relationships with well-established suppliers



6

Continued Efforts to Strengthen Brand Image & Multi-brand Strategies



Strengthening the Well-established Brands



Fueling Stations for Dreams

- Nutritious and tasty food serves as customers' fuels for dreams. Spacious seats with extra comfort allow customers to unwind amidst a busy day



Trendy and Fashionable Ice Cream Expert

- Reinforce DQ's image as a young, fashionable and trendy ice-cream expert with improved display and wider product varieties in the front counters

Cultivating the Brands and Platform



Enjoying great food anytime, anywhere

- Delivery services help broaden customer base by bringing hot food straight to customers' doorsteps, with ready-to-go drinks and snacks as a supplement

Diversified brands to cater to different customers' needs



Introduce new brands at opportune time to unleash hidden market potential

Our Mission



吉野家
YOSHINOYA



*Leading Multi-brand
Oriental Cuisine
Specialist in the
PRC*



茶町町
Chatting



Q&A



HOP HING GROUP HOLDINGS LIMITED
(HKEx Stock code: 47)

Contact Us



Follow Us

IR Contacts

Hop Hing Group Holdings Limited

Company Secretary
Flats E & F, 2/F, Hop Hing Building
9 Ping Tong Street East
Tong Yan San Tsuen, Yuen Long
New Territories
Hong Kong

Tel: 852-2785 2681
Fax: 852-2786 2155
Email: ir@hophing.com

Public Relations Consultant

Strategic Financial Relations Limited
2401-2, Admiralty Centre I,
18 Harcourt Road,
Hong Kong

Tel: 852-2111 8468
Fax: 852-2527 1196
Email: hophing@sprg.com.hk